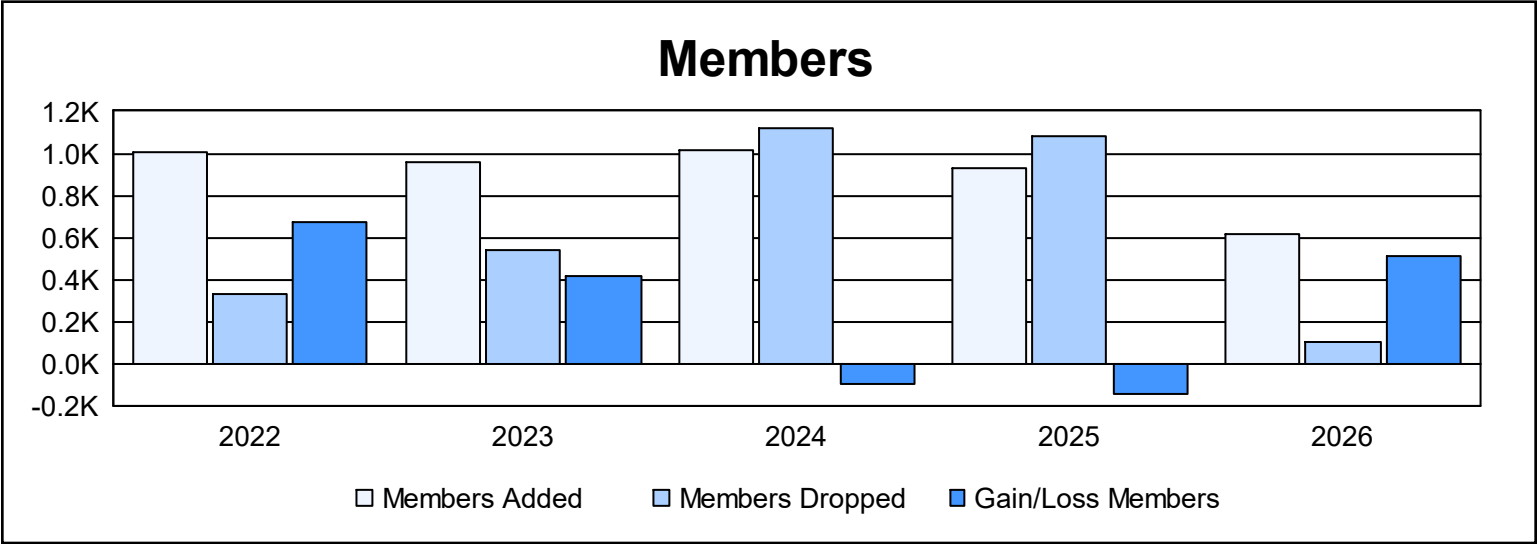
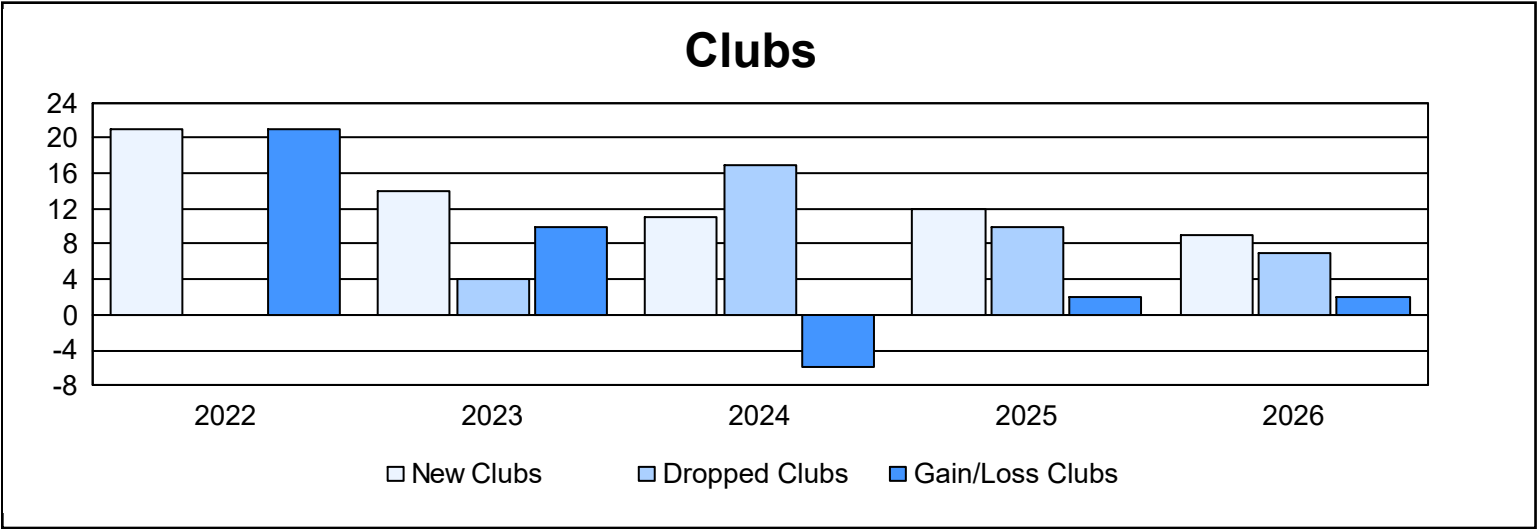
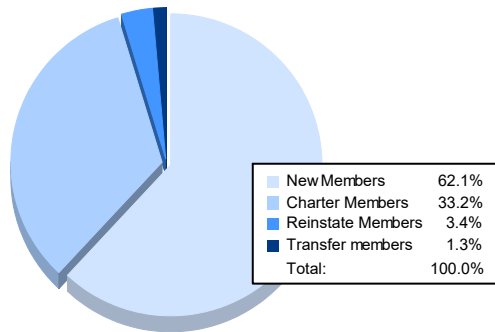


Year	New Clubs	Dropped Clubs	Gain/ Loss Clubs	New Members	Charter Members	Reinstate Members	Transfer Members	Total Member Added	Total Members Dropped	Gain/ Loss Members
2021-2022	21	0	21	449	543	5	6	1,003	332	671
2022-2023	14	4	10	502	401	54	0	957	541	416
2023-2024	11	17	-6	566	370	65	18	1,019	1,117	-98
2024-2025	12	10	2	433	265	159	76	933	1,081	-148
2025-2026	9	7	2	383	205	21	8	617	104	513
Average	13	8	6	467	357	61	22	906	635	271



### Membership Composition September 2025 Cumulative



### Gender Composition September 2025 Cumulative

